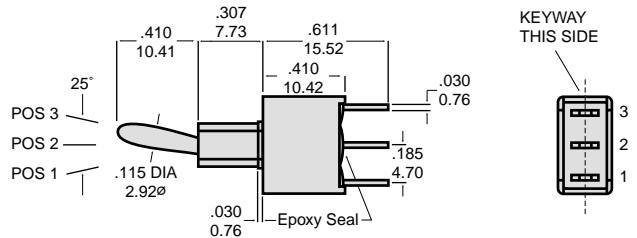
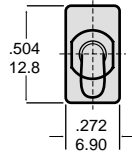


1A Series Miniature Single Pole Toggle Switches



No. Poles	Model No.	SWITCH FUNCTION			CONNECTED TERMINALS		
		Pos. 1	Pos. 2	Pos. 3	Pos. 1	Pos. 2	Pos. 3
SP	1AS1	On	None	On		OPEN	
	1AS2	On	None	MOM			
	1AS3	On	Off	On			
	1AS4	MOM	Off	MOM			
	1AS5	On	Off	MOM			

MOM=Momentary

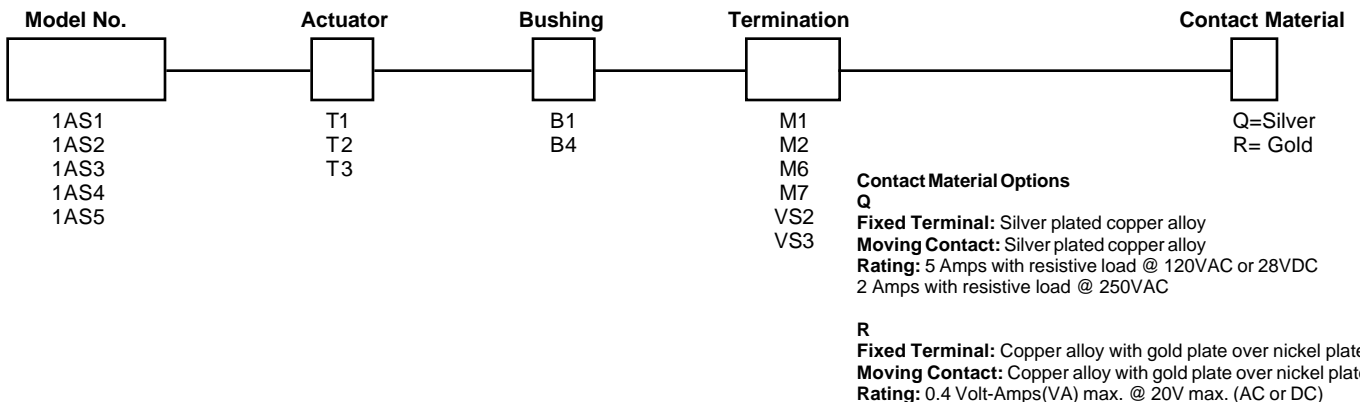
Specifications

- Contact Rating:** Dependent upon contact material
- Electrical Life:** 40,000 make-and-brake cycles at full load.
- Contact Resistance:** 10m Ω max. initial @ 2-4VDC 100mA for both silver and gold plated contacts.
- Insulation Resistance:** 1,000m Ω min.
- Dielectric Strength:** 1000 V RMS@sea level
- Operating Temperature:** -30° C to 85° C

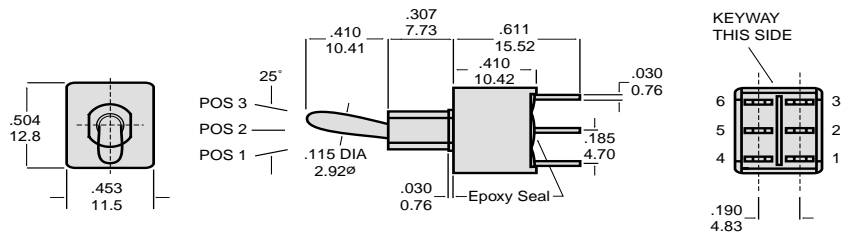
Materials

- Case & Bushing:** PBT
- Pedestal of Case:** LPC
- Actuator:** Brass, chrome plated with internal O-ring seal.
- Switch Support:** Brass or steel electroplated.
- Terminals/Contacts:** Silver or gold plated copper alloy. See Page XX.

Ordering Information



1A Series Miniature Double Pole Toggle Switches

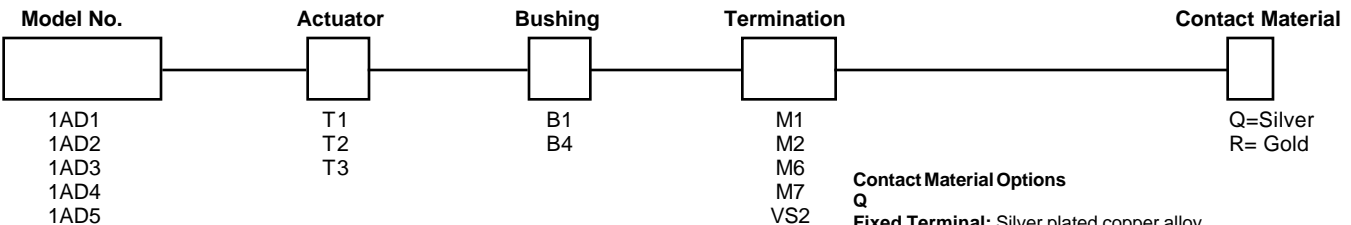


No. Poles	Model No.	SWITCH FUNCTION			CONNECTED TERMINALS		
		Pos. 1	Pos. 2	Pos. 3	Pos. 1	Pos. 2	Pos. 3
DP	1AD1	On	None	On		OPEN	
	1AD2	On	None	MOM			
	1AD3	On	Off	On			
	1AD4	MOM	Off	MOM			
	1AD5	On	Off	MOM			
	1AD6	On	On	On			

MOM=Momentary

Specifications and Materials: See page 1.

Ordering Information



Contact Material Options

Q

Fixed Terminal: Silver plated copper alloy

Moving Contact: Silver plated copper alloy

Rating: 5 Amps with resistive load @ 120VAC or 28VDC

2 Amps with resistive load @ 250VAC

R

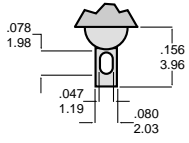
Fixed Terminal: Copper alloy with gold plate over nickel plate

Moving Contact: Copper alloy with gold plate over nickel plate

Rating: 0.4 Volt-Amps(VA) max. @ 20V max. (AC or DC)

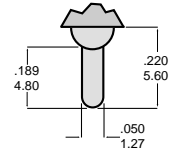
1A Series Miniature Toggle Switches Termination Options

M1 SOLDER LUG



THK .030(0.76)

M2 P.C. MOUNT



THK .030(0.76)

OTHER TERMINATION OPTIONS

M6 Right Angle P. C. Mount

M7 Right Angle P. C. Mount

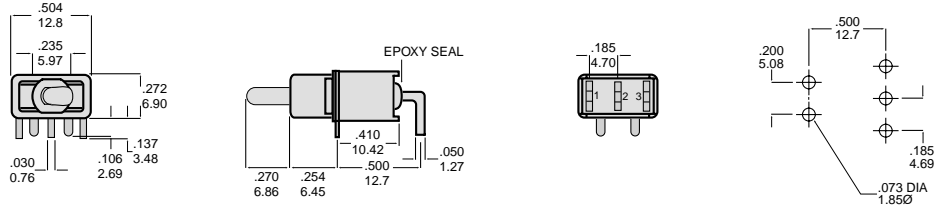
VS2 Vertical Bracket P. C. Mount

VS3 Vertical Bracket P. C. Mount

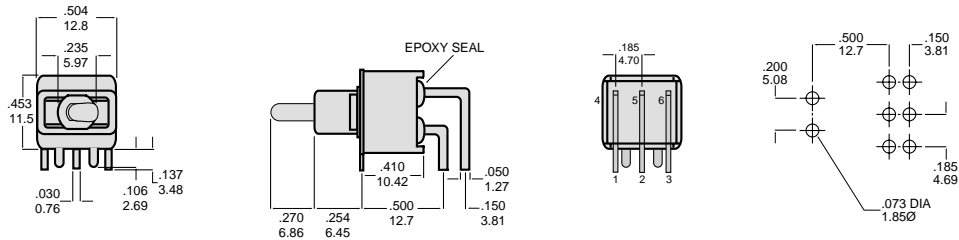
OPTION CODE	DIM. 'A'
VS2	.460 11.68
VS3	.630 16.00

Termination Drawing Options

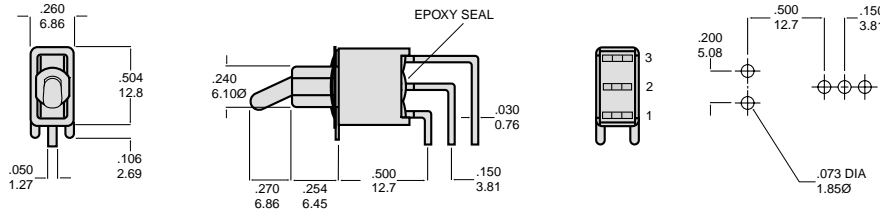
M6 SPDT



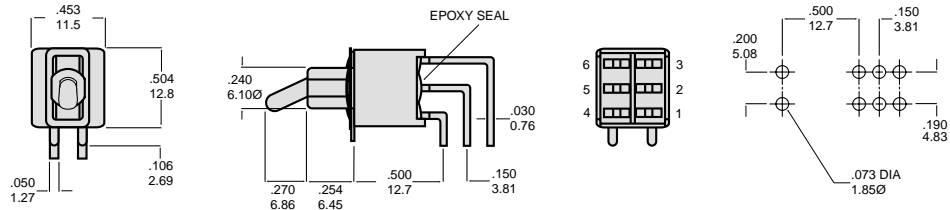
M6 DPDT



M7 SPDT

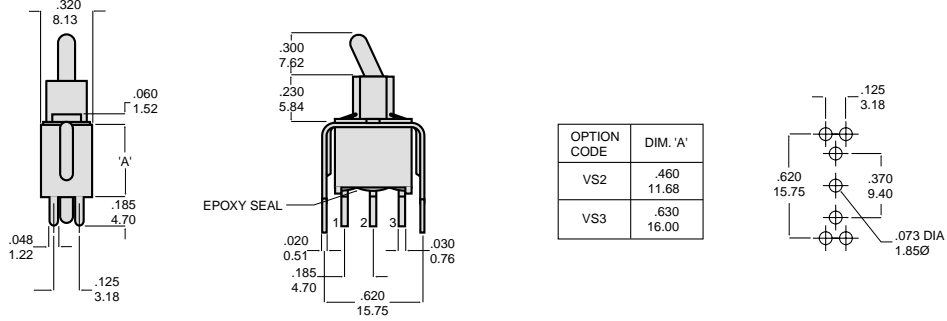


M7 DPDT

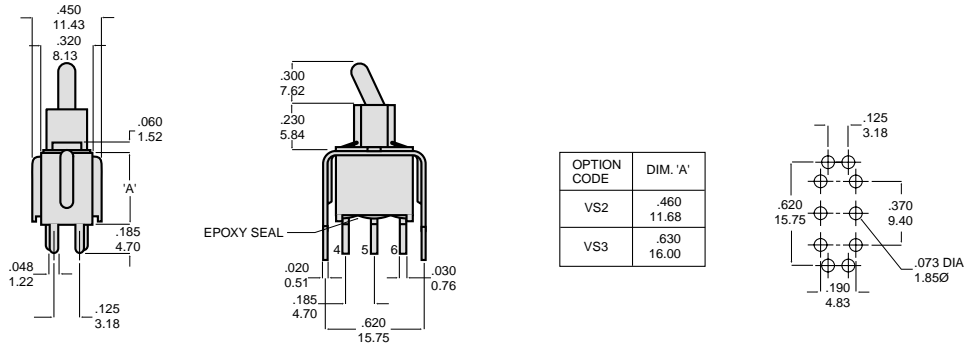


Termination Drawing Options (continued)

VS2-VS3 SPDT

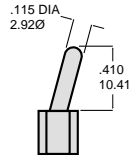


VS2-VS3 DPDT



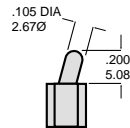
Actuator Options

T1



T1 actuator std when ordered with M1 termination.
Add 0.087(2.2) for B4 bushing.

T2



T2 actuator std when ordered with VS, M2, M6 or M7 termination.
Add 2.55 for B4 bushing.

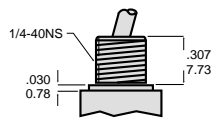
T3



T3 actuator std when ordered with M2, M6 or M7 termination.
Add 2.55 for B4 bushing.

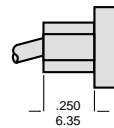
Bushing Options

B1



Std for M1

B4



Std for M2, M6, M7, VS termination